


## QUICK REFERENCE for New HINO 155 and 195 Trucks

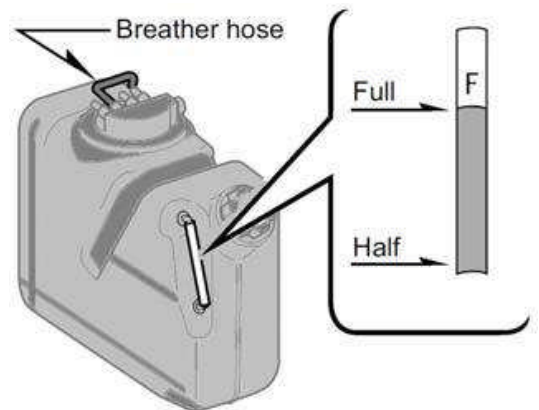
### WARNING

This quick reference guide contains warning messages regarding DEF-SCR and DPR systems, which, if not observed, could result in an accident, serious injury or death. To ensure the safe operation of your vehicle, please read and thoroughly understand the Driver's/ Owner's Manual and safety labels together with this quick reference guide.

### DEF-SCR SYSTEM

This vehicle is equipped with Diesel Exhaust Fluid (DEF) - Selective Catalytic Reduction (SCR) systems for the reduction of NOx (nitrogen oxide) emissions.

When the DEF icon  illuminates, replenish the DEF tank with more than 5.7 L, (1.3 Imp. gal.) of Diesel Exhaust Fluid (DEF) as soon as possible. You can check the DEF level with the level gauge on the DEF tank and by the level gauge in the instrument cluster. Do not exceed the black full line ("F") on the DEF gauge when refilling the DEF tank. Otherwise, DEF will overflow from the vent hose.



The DEF filter must be replaced after every 240,000 km (150,000 miles) or 36-months of vehicle operation. For details, refer to the Owner's/Driver's Manual.

### CAUTION

DEF is available at truck stops, fuel stations, HINO dealerships and other truck dealerships.

### WARNING

In order to maintain proper functioning of DEF-SCR system and for your safety, be sure to observe the following:

- Use API certified DEF only and NEVER replenish the DEF tank with diesel fuel, kerosene, gasoline or any other fluid.
- When DEF degradation is detected, stop the engine and leave the ignition key in the "ON" position while you replenish the DEF tank; otherwise, engine torque and vehicle speed will not be restored to original condition.
- Never reposition or make any modifications to the DEF supply pump, DEF injector, DEF tank and DEF pipes.
- Before disconnecting the battery terminals from the battery or cutting off the electricity supply from the battery by any means, be sure to wait for at least ten minutes after the starter key is turned to "LOCK" position, as the vehicle data is recorded by the ECU and the DCU. Otherwise, the vehicle data will not be recorded by the ECU properly and the SCR - DPR systems may malfunction.

If you have any questions, please contact the following:

Contact address: Hino Motors Canada, Ltd.  
Attention: Service Department  
URL: [www.hinocanada.com](http://www.hinocanada.com)



## QUICK REFERENCE for New HINO 155 and 195 Trucks

### ⚠ WARNING

This quick reference guide contains warning messages regarding DEF-SCR and DPR systems, which, if not observed, could result in an accident, serious injury or death. To ensure the safe operation of your vehicle, please read and thoroughly understand the Driver's/ Owner's Manual and safety labels together with this quick reference guide.

#### DEF Icon

This icon warns you that the DEF level is low.

When the DEF icon illuminates, replenish the DEF tank with more than 5.7 L, (1.3 Imp. gal.) of DEF as soon as possible.

DEF Level	DEF gauge	Warning information		Restriction to the vehicle
		Warning light	Beep*2	
Less than 10%			Sounds for 10 sec. (repeats warning every 10 mins.)	—
Less than 5%		Blinking 	Sounds for 10 sec. (repeats warning every 10 mins.)	Engine torque is reduced by 50% of maximum.
Less than 2.5%		+ LOW PWR +	Sounds for 3 mins. (repeats warning every 3 mins.)	Speed is limited to 8km/h (5 mph) in any of the following cases; (i) When you stop and re-start the engine, (ii) When your vehicle is re-fueled, or (iii) When your vehicle is stopped.
0%				Speed is limited to 8 km/h (5 mph)

#### DEF Quality Icon

This icon illuminates when degradation of the DEF is detected.

When the DEF quality icon illuminates, have your vehicle checked and repaired at your HINO dealer immediately.

Stage	Condition	Warning information		Restriction to the vehicle
		Warning light	Beep*2	
1	When degradation of DEF is detected		Sounds for 10 sec. (repeats warning every 10 mins.)	Engine torque is reduced to 50% of maximum.
2	After 50 mins. with the starter key in "ON" position after detection	+ LOW PWR +	Sounds for 3 mins. (repeats warning every 6 mins.)	Speed is limited to 8km/h (5 mph) in any of the following cases; (i) When you stop and re-start the engine, (ii) When your vehicle is re-fueled, (iii) When you start the vehicle after the engine has been idled for more than one hour, or (iv) After you have kept driving for 320 kms (200 miles).

If you have any questions, please contact the following:

Contact address: Hino Motors Canada, Ltd.  
Attention: Service Department  
URL: [www.hinocanada.com](http://www.hinocanada.com)



# QUICK REFERENCE for New HINO 155 and 195 Trucks

## WARNING

This quick reference guide contains warning messages regarding DEF-SCR and DPR systems, which, if not observed, could result in an accident, serious injury or death. To ensure the safe operation of your vehicle, please read and thoroughly understand the Driver's/ Owner's Manual and safety labels together with this quick reference guide.

### WARNING ICONS

When the following icons illuminate, be sure to refer to the relevant sections of Owner's/Driver's Manual and follow the instructions.



#### MIL (Malfunction Indicator Light)

This icon warns you that there is a problem in the engine electrical system or electronic engine control system. If this icon illuminates, contact your HINO dealer for inspection and repair.



#### DPR (Diesel Particulate Reduction) Warning Icon

This icon warns you that a manual regeneration is necessary

If this light icon illuminates, perform a manual regeneration (see Owner's/Driver's Manual)



#### DEF Icon

This icon warns you that the DEF level is low. If this light icon illuminates, refill the DEF tank with more than 5.7L, (1.3 Imp. gal.) of DEF as soon as possible.



#### DEF Quality Icon

This icon warns you that degradation of DEF has been detected.

If this icon illuminates, drain and refill the DEF tank with fresh, API certified DEF.



#### SCR Malfunction Icon

This icon warns you that a malfunction has been detected in the DEF-SCR system.

If this warning icon illuminates, stop the vehicle and contact your HINO dealer as soon as possible.



#### Exhaust Gas After Treatment System Maintenance Requirement Icon

This icon warns you that the SCR system needs service to maintain proper functioning.

If this icon illuminates, have your vehicle checked and repaired by your HINO dealer.



#### Low power Icon

This icon warns you that the remaining amount of DEF is less than 5%, that degradation of DEF is detected or that tampering with DEF-SCR system has been detected. If this icon illuminates, be sure to follow the instructions outlined in the Driver's/Owner's Manual.



#### DEF Gauge in the instrument cluster

The DEF gauge in the information display shows the approximate amount/level of DEF in the DEF tank. When the tank is full, 8 indicator bars are illuminated.



If you have any questions, please contact the following:

Contact address: Hino Motors Canada, Ltd.

Attention: Service Department

URL: [www.hinocanada.com](http://www.hinocanada.com)



# QUICK REFERENCE for New HINO 155 and 195 Trucks

## WARNING

This quick reference guide contains warning messages regarding DEF-SCR and DPR systems, which, if not observed, could result in an accident, serious injury or death. To ensure the safe operation of your vehicle, please read and thoroughly understand the Driver's/ Owner's Manual and safety labels together with this quick reference guide.

## DIESEL PARTICULATE REDUCTION SYSTEM

The DPR (Diesel Particulate Reduction) is designed to collect and burn soot present in exhaust gas. When the amount of collected soot exceeds a predetermined level, the soot is burned within the DPR system. This process is called "Regeneration".

There are two types of regeneration: Automatic Regeneration and Manual Regeneration:

### [Automatic Regeneration]

You can drive your vehicle normally during automatic regeneration; driver participation is not required.

Note: Engine speed will be increased slightly during the automatic regeneration.

### [Manual Regeneration]

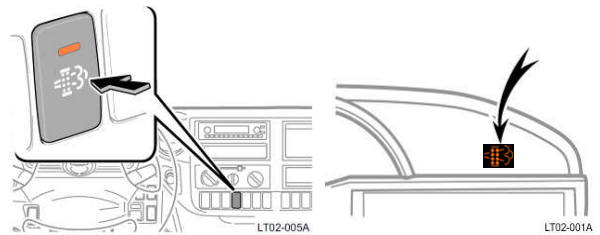
## WARNING

Before starting manual regeneration, and to reduce the risk of fire, keep any flammable materials away from the exhaust system.

When the warning DPR icon continues to flash, execute the following procedure within 150 km (95 miles).

1. Park the vehicle in a safe place.
2. Confirm that there are no flammable materials near the exhaust outlet.
3. Apply the parking brake firmly.
4. Place the gear shift lever in "Neutral" or "Park" position.
5. Do not stop the engine (allow the engine to idle).
6. Push the DPR manual regeneration switch when the icon is flashing and the regeneration process will begin.
7. Confirm that the flashing icon illuminates and that idle speed increases. Regeneration will take 15 to 20 minutes.
8. After the DPR icon turns off and idle speed decreases to a normal level, manual regeneration has been completed and you can drive your vehicle normally.

For additional details, see "Diesel Particulate Active Reduction System" in Driver's / Owner's manual.



DPR manual  
regeneration switch

## NOTICE

- If you start driving before regeneration has been completed, the DPR warning light will flash again.
- If you continue to drive with a flashing DPR warning light without performing a manual regeneration, the check engine light will come on.
- You can start manual regeneration after the engine has been started and the DPR warning light has flashed for less than 10 seconds.

If you have any questions, please contact the following:

Contact address: Hino Motors Canada, Ltd.

Attention: Service Department

URL: [www.hinocanada.com](http://www.hinocanada.com)

